



LETTO 1P E MEZZA MOD. QUADRO (rete e mat. mis. 120x200) gir. H.28 sp.7 - piedini P101 wenghè - mis. L.140 P.216 H.94  
RIVESTIMENTO LETTO ecopelle salamanca CF102 - ACCESSORI lenzuola in raso di cotone var. C466; fascia scaldapiedi F500/19;  
cilindro F500/19 - CUSCINI 45X45 sky 111; 65X65 F500/13, atelier 405

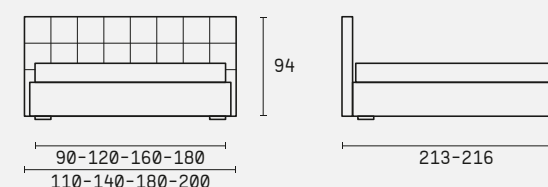
120 BED MOD. QUADRO (frame and mattress mis. 120x200) gir. H.28 sp.7 - feet P101 wenghè - mis. L.140 P.216 H.94  
UPHOLSTERY ecoleather Salamanca CF102 - ACCESSORIES satin cotton bed linen C466; toewarmers bedcover F500/19; cylinder  
F500/19 - PILLOWS 45X45 sky 111; 65X65 F500/13, atelier 405

# Quadro

## Dettagli tecnici Technical details

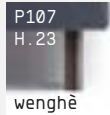
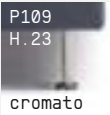
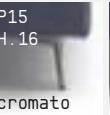



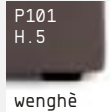




**Struttura:** in legno e multistrato, imbottita in poliuretano espanso e rivestita con ovatta e tessuto protettivo accoppiato.  
**Contenitore:** può ospitare il meccanismo a contenitore adalzata tradizionale e alzata facile (solo nel giroletto H.28).  
**Caratteristiche:** testata con rivestimento trapuntato sfoderabile a quadri

**Structure:** wood and multilayer, padded with polyurethane and covered with wadding and with bonded protective fabric.  
**Storage bed mechanism:** metal opening mechanism 'traditional' and 'easy-lift' (only with bedframe H.28).  
**Main features:** headboard with removable squared quilted cover



L'altezza indicata si riferisce al letto con i piedi P101.  
The height indicated refers to the bed with feet P101.

LETTI CON RETE IN APPOGGIO BEDS WITH SLATTED BEDBASE				
Misure disponibili Available measures	SINGOLO SINGLE BED	1 PIAZZA E MEZZA QUEEN-SIZE BED	MATRIMONIALE DOUBLE BED	MATRIMONIALE MAXI MAXI DOUBLE BED
Altezza giroletto Bedframe height	H.11 H.28			
Varianti giroletto Bedframe variants	sp.4 sp.7 gonna			
Contenitori Containers	'C' (tradizionale) solo per / only for H.28		'F' (facile) solo per / only for H.28	
Fuorimisura Tailor made sol.	solo sulle misure 90-120-160 only on measures 90-120-160			
Accessori Accessories	cuffia coprirete bed-bases cover	cuscinetti cushions		
Sfoderabilità Removable cover	i letti si intendono sfoderabili in tessuto, microfibra ed ecopelle beds covers are removable in fabric, microfiber and ecoleather			

PIEDI FEET	STANDARD STANDARD	VARIANTI VERSIONS	OPTIONAL OPTIONAL						
Altezza giroletto Bedframe height	H.11	 P107 H.23 wenghè	 P108 H.23 bianco	 P109 H.23 cromato	 P15 H.16 cromato	 P25 H.16 brunito	 P17 H.17 cromato	 P110 H.16 cromato	 P112 H.16 brunito
	H.28	 P101 H.5 wenghè	 P102 H.5 silver	 P103 H.9 wenghè	 P104 H.9 silver	 P105 H.9 wenghè	 P106 H.9 silver		